

36 425 670 Product version up to 5/15/2020



- cover plate 150 x 90 mm
- temperature control handle with safety limit stop at 38°C
- hot water temperature limiter, can be preset
- WRAS

	Chrome	36 425 670-00
	Brushed Platinum	36 425 670-06
	Platinum	36 425 670-08
	Dark Chrome	36 425 670-19
	Brushed Light Gold (PVD)	36 425 670-27
	Brushed Durabrass (23kt Gold)	36 425 670-28
	Matte Black	36 425 670-33
	Brushed Dark Brass (PVD)	36 425 670-39
	Brushed Champagne (22kt Gold)	36 425 670-46
	Champagne (22kt Gold)	36 425 670-47
	Brushed Chrome	36 425 670-93
	Brushed Dark Platinum	36 425 670-99

Required miscellaneous



Concealed thermostat with built-in isolators - 35 426 970 90
 •max. recess depth 136 mm
 •min. recess depth 80 mm

Required miscellaneous



xGRID Installation track 555 mm - 12 360 970 90

Required miscellaneous



Concealed thermostat - 35 425 970 90
 •max. recess depth 136 mm
 •min. recess depth 80 mm

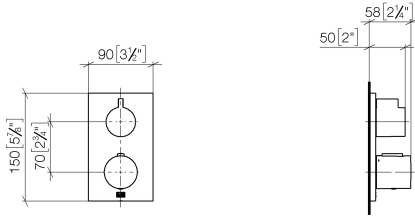
Recommended miscellaneous



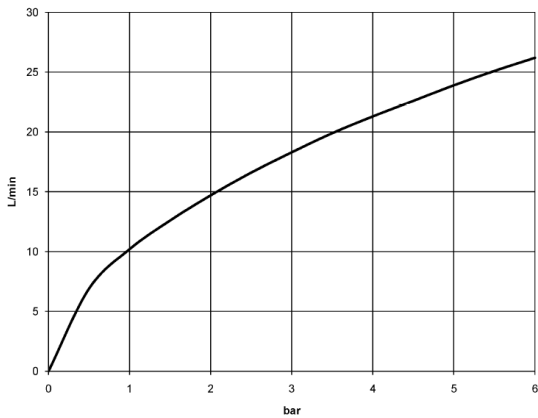
xGRID Attachment set for integrating in the dry wall construction - 12 340 970 90

36 425 670 Product version up to 5/15/2020

mm [inches]



Flow rate chart



Codes & Standards

DIN 4109

EN 1111

ISO 3822

Scottish Water
Byelaws

UK Water Supply
Regulations

Ü-Zeichen

VA-Zeichen



Concealed thermostat with one function volume control - Chrome

SERIES SPECIFIC

36 425 670 Product version up to 5/15/2020

Certificates and sustainability

LGA_19

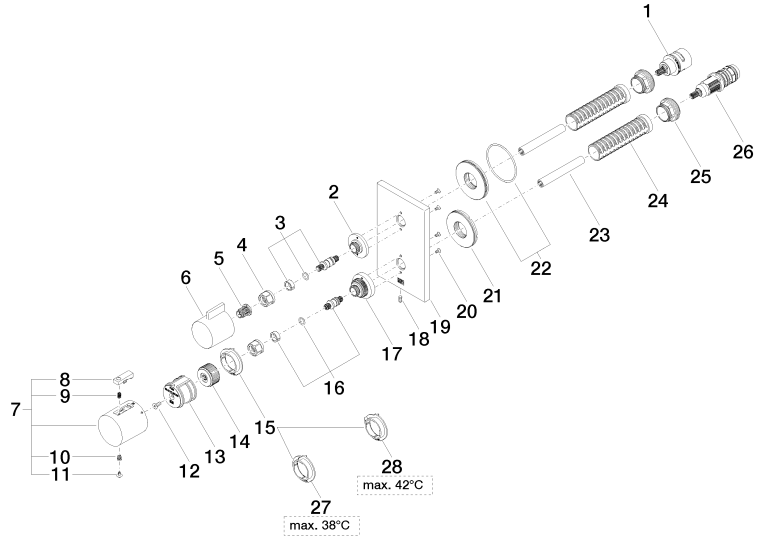
ETA_20

DVGW_DW-
6512DN0

LGA_19

WRAS_250402

36 425 670 Product version up to 5/15/2020





Concealed thermostat with one function volume control - Chrome

SERIES SPECIFIC

36 425 670 Product version up to 5/15/2020

Spare parts list

No.	Item Number	Name	Quantity used	Delivery time
6	09 20 67 006-00	handle	1.00	10
9	90 16 02 027 00 90	spring	1.00	2
14	09 12 12 054 90	base	1.00	2
22	90 30 01 190 00 90	disc	1.00	2
15	09 28 10 187 90	regulator	1.00	2
27	09 28 10 188 90	regulator	1.00	2
26	90 15 02 013 00 90	cartridge	1.00	2
28	09 28 10 189 90	regulator	1.00	2
25	09 24 04 257 90	nut	2.00	2
7	90 17 33 004 00-00	handle	1.00	60
19	09 11 02 234-00	plate	1.00	10
5	90 12 12 002 00 90	fixing cap	1.00	2
2	09 12 12 053-00	base	1.00	10
20	09 30 30 157 90	screw	4.00	2
17	09 12 12 051-00	base	1.00	10
21	09 30 01 296 90	disc	1.00	2
1	90 90 03 166 00 90	top	1.00	2
18	09 31 11 134 90	pin	1.00	2
4	90 23 30 023 00 90	nut	2.00	2
12	90 30 30 124 00 90	screw	1.00	2
16	04 29 06 024 01-00	spindle	1.00	10
10	90 30 30 136 00 90	screw	1.00	2
3	04 29 06 111 01-00	spindle	1.00	10
24	90 18 40 077 01 90	spindle	2.00	2
13	90 12 12 052 00 90	base	1.00	2
11	90 31 20 049 00-00	plug	1.00	10
23	90 23 01 124 00 90	sleeve	2.00	2
8	90 21 33 011 00-13	handle	1.00	2