

36 427 892 Product version from 5/1/2022



- rotary diverter with volume control and shut-off function
- cover plate Ø 150 mm
- temperature control handle with safety limit stop at 38°C
- hot water temperature limiter, can be preset
- WRAS

	Chrome	36 427 892-00
	Brushed Platinum	36 427 892-06
	Platinum	36 427 892-08
	Dark Chrome	36 427 892-19
	Brushed Durabrass (23kt Gold)	36 427 892-28
	Matte Black	36 427 892-33
	Brushed Dark Brass (PVD)	36 427 892-39
	Brushed Bronze (PVD)	36 427 892-42
	Brushed Champagne (22kt Gold)	36 427 892-46
	Champagne (22kt Gold)	36 427 892-47
	Brushed Chrome	36 427 892-93
	Brushed Dark Platinum	36 427 892-99

Required miscellaneous



Concealed thermostat - 35 427 970 90
 •max. recess depth 136 mm
 •min. recess depth 80 mm

Required miscellaneous



Concealed thermostat with built-in isolators - 35 428 970 90
 •min. recess depth 80 mm
 •max. recess depth 136 mm

Required miscellaneous



xGRID Installation track 555 mm - 12 360 970 90

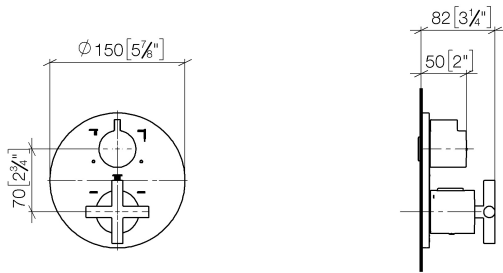
Recommended miscellaneous



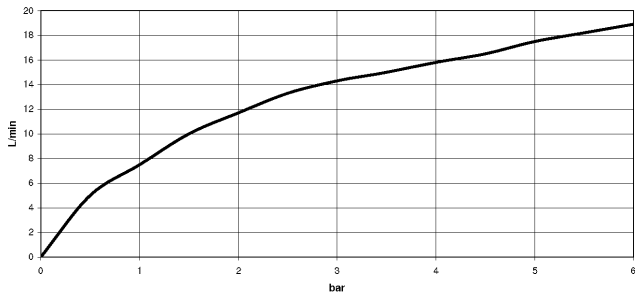
xGRID Attachment set for integrating in the dry wall construction - 12 340 970 90

36 427 892 Product version from 5/1/2022

mm [inches]



Flow rate chart



Codes & Standards

DIN 4109

ISO 3822

Scottish Water
Byelaws

UK Water Supply
Regulations

Ü-Zeichen



TARA Concealed thermostat with three function volume control - Chrome

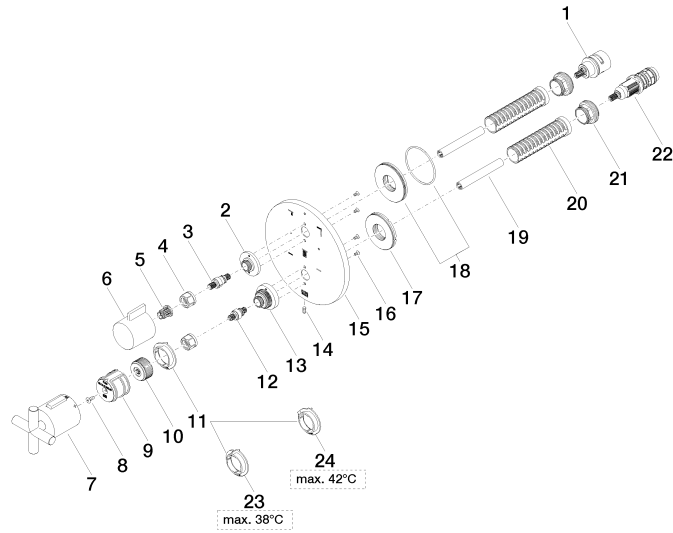
TARA

36 427 892 Product version from 5/1/2022

Certificates and sustainability

LGA_29

WRAS_250402



Spare parts list

No.	Item Number	Name	Quantity used	Delivery time
13	09 12 12 051-00	base	1.00	10
21	09 24 04 257 90	nut	2.00	2
1	90 90 03 170 00 90	diverter	1.00	2
11	09 28 10 187 90	regulator	1.00	2
23	09 28 10 188 90	regulator	1.00	2
17	09 30 01 296 90	disc	1.00	2
5	90 12 12 002 00 90	fixing cap	1.00	2
6	09 20 67 006-00	handle	1.00	10
22	90 15 02 013 00 90	cartridge	1.00	2
15	09 11 02 269-00	plate	1.00	10
2	09 12 12 053-00	base	1.00	10
18	90 30 01 190 00 90	disc	1.00	2
16	09 30 30 157 90	screw	4.00	2
10	09 12 12 054 90	base	1.00	2
14	09 31 11 134 90	pin	1.00	2
24	09 28 10 189 90	regulator	1.00	2
7	90 17 33 022 00-00	handle	1.00	10
12	04 29 06 024 01-00	spindle	1.00	10
3	04 29 06 111 01-00	spindle	1.00	10
19	90 23 01 124 00 90	sleeve	2.00	2
8	90 30 30 124 00 90	screw	1.00	2
4	90 23 30 023 00 90	nut	2.00	2
20	90 18 40 077 01 90	spindle	2.00	2
9	90 12 12 052 00 90	base	1.00	2