

CL.1 Volume Control clockwise-closing cold 1/2" - Chrome







CL.1

36 607 706 Product version up to 10/14/2020



- Flange 2-3/8" x 2-3/8"
- with marking for cold
- Ceramic disc cartridge
(ADA)

(ADA)

	Chrome	36 607 706-00
	Brushed Platinum	36 607 706-06
	Dark Chrome	36 607 706-19
	Brushed Champagne (22kt Gold)	36 607 706-46
	Champagne (22kt Gold)	36 607 706-47
	Brushed Dark Platinum	36 607 706-99

Required article



- Rough for volume control 1/2" -** 35 607 970-90
0010
- Max. rough in depth 5-7/8"
 - Min. rough in depth 4-1/8"

36 607 706 Product version up to 10/14/2020

mm [inches]



Flow rate chart



Codes & Standards

ADA	ASME A112.18.1	cUPC	DIN 4109
EN 200	ISO 3822	Scottish Water Byelaws	UK Water Supply Regulations

Ü-Zeichen



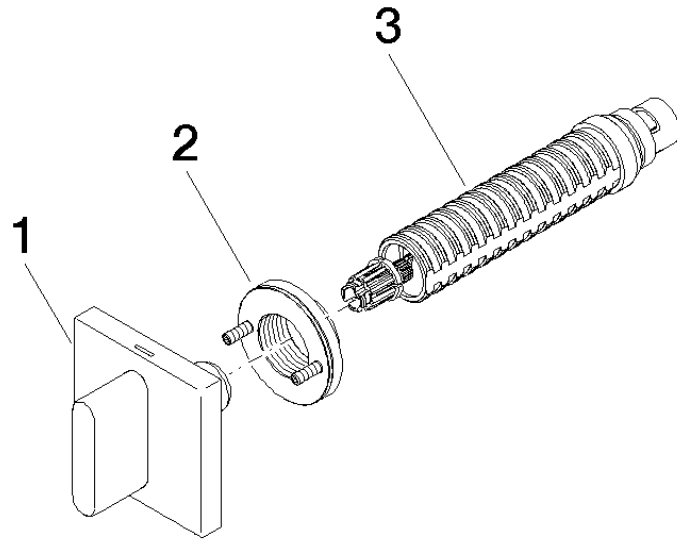
CL.1 Volume Control clockwise-closing cold 1/2" - Chrome

CL.1

36 607 706 Product version up to 10/14/2020

Certificates and sustainability

DVGW_DW- 6501DN0	LGA_29	WRAS_2010	LGA_29	IAPMO_4976 (
---------------------	--------	-----------	--------	--------------



Spare parts list

Number	Item Number	Designation	Number of units	Lead time
3	90 90 03 143 00 90	top	1.00	2
1	90 20 70 051 02-00	handle (cold)	1.00	10
2	90 21 02 108 00 90	disc	1.00	2