

## ILBAGNOALESSI

Bowl washbasin with overflow channel, oval,  
incl. ceramic drain valve

## DIMENSIONS

Length	700 mm
Width	405 mm
Height	170 mm

## COLOUR AND FINISH

<input type="checkbox"/>	400 White LCC (LAUFEN Clean Coat)
--------------------------	-----------------------------------

## OPTIONS

109 - without tap hole

## SPECIFICATION TEXT

Washbasin bowl Laufen-ILBAGNOALESSI, Saphirkeramik, EN 31, dimensions 700 x 380/405 mm, oval, without tap hole, with overflow, push-open valve with Saphirkeramik, valve cover plate.

Special feature: Surface refinement LCC (only white).

Further options / accessories: bathtubs, furniture.

## MOUNTING ACCESSORIES INCLUDED

Push-open valve with SaphirKeramik valve cover plate, order no. H898196

Template, order no. H898977

Fixing set, order no. H894961

## MOUNTING ACCESSORIES EXCLUDED

Siphon DN 32 chrome, order no. H893947

**Back glazed**

**Bowl position** : Central

**Fixing kit** : Included

**Installation type** : Bowl / On countertop

**Internal Shape** : 4 - Oval

**Material** : Saphirkeramik

**Net weight (kg)** : 11.5

**Number of fixing points** : 2

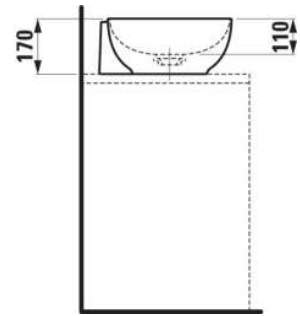
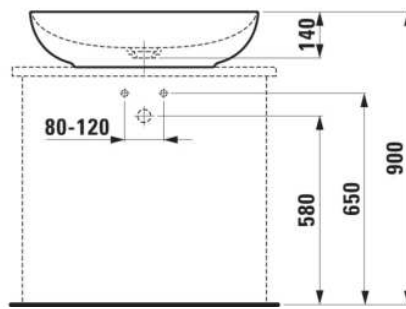
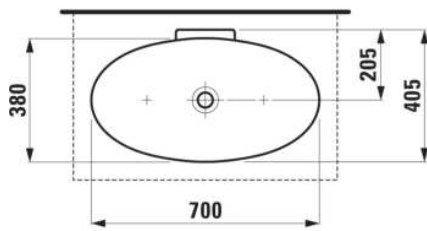
**Overflow type** : Standard

**Shape** : Oval

**Tap hole configuration** : No tap holes

**Waste** : Included

TECHNICAL DRAWINGS



Cradle to Cradle Certified®  
 Cradle to Cradle Certified®: Product  
 Circularity Bronze (Version 4.1)

COMPATIBLE WITH



Drawer element 1200, 1 drawer, with center cut-out, matches washbasin H818975/6, H818977/8

**H430311097...1**



Drawer element 1200, 1 drawer, with cut-out left, matches washbasin H818975/6, H818977/8

**H430312097...1**



Drawer element 1200, 1 drawer, with cut-out right, matches washbasin H818975/6, H818977/8

**H430313097...1**



Drawer element 1200, 1 drawer, with cut-out left, Calce Avorio top with tap cut-out, matches washbasin H818977/8

**H431310097...1**



Drawer element 1200, 1 drawer, with center cut-out, Calce Avorio top, matches washbasin H818975/6, H818977/8

**H431311097...1**



Drawer element 1200, 1 drawer, with cut-out left, Calce Avorio top, matches washbasin H818975/6, H818977/8

**H431312097...1**



Drawer element 1200, 1 drawer, with cut-out right, Calce Avorio top, matches washbasin H818975/6, H818977/8

**H431313097...1**



Drawer element 1200, 1 drawer, with center cut-out, Calce Avorio top with tap cut-out, matches washbasin H818975/6, H818977/8

**H431315097...1**



Drawer element 1200, 1 drawer, with cut-out right, Calce Avorio top with tap cut-out, matches washbasin H818977/8

**H431319097...1**



Drawer element 1200, 1 drawer, with cut-out left, Marrone Naturale top with tap cut-out, matches washbasin H818977/8

**H432310097...1**



Drawer element 1200, 1 drawer, with center cut-out, Marrone Naturale top, matches washbasin H818975/6, H818977/8

**H432311097...1**



Drawer element 1200, 1 drawer, with cut-out left, Marrone Naturale top, matches washbasin H818975/6, H818977/8

**H432312097...1**



Drawer element 1200, 1 drawer, with cut-out right, Marrone Naturale top, matches washbasin H818975/6, H818977/8

**H432313097...1**



Drawer element 1200, 1 drawer, with center cut-out, Marrone Naturale top with tap cut-out, matches washbasin H818975/6, H818977/8

**H432315097...1**



Drawer element 1200, 1 drawer, with cut-out right, Marrone Naturale top with tap cut-out, matches washbasin H818977/8

**H432319097...1**



Drawer element 1600, 2 drawers, with cut-out left, matches washbasin H818975/6, H818977/8

**H430352097...1**



Drawer element 1600, 2 drawers, with cut-out right, matches washbasin H818975/6, H818977/8

**H430353097...1**



Drawer element 1600, 2 drawers, with cut-out left and right, matches washbasin H818975/6, H818977/8

**H430354097...1**



Drawer element 1600, 2 drawers, with cut-out left, Calce Avorio top, matches washbasin H818975/6, H818977/8

**H431352097...1**



Drawer element 1600, 2 drawers, with cut-out right, Calce Avorio top, matches washbasin H818975/6, H818977/8

**H431353097...1**



Drawer element 1600, 2 drawers, with cut-out left and right, Calce Avorio top, matches washbasin H818975/6, H818977/8

**H431354097...1**



Drawer element 1600, 2 drawers, with cut-out left, Calce Avorio top with tap cut-out, matches washbasin H818975/6, H818977/8

**H431355097...1**



Drawer element 1600, 2 drawers, with cut-out right, Calce Avorio top with tap cut-out, matches washbasin H818975/6, H818977/8

**H431356097...1**



Drawer element 1600, 2 drawers, with cut-out left and right, Calce Avorio top with tap cut-out, matches washbasin H818975/6, H818977/8

**H431357097...1**



Drawer element 1600, 2 drawers, with cut-out left, Marrone Naturale top, matches washbasin H818975/6, H818977/8

**H432352097...1**



Drawer element 1600, 2 drawers, with cut-out right, Marrone Naturale top, matches washbasin H818975/6, H818977/8

**H432353097...1**



Drawer element 1600, 2 drawers, with cut-out left and right, Marrone Naturale top, matches washbasin H818975/6, H818977/8

**H432354097...1**



Drawer element 1600, 2 drawers, with cut-out left, Marrone Naturale top with tap cut-out, matches washbasin H818975/6, H818977/8

**H432355097...1**



Drawer element 1600, 2 drawers, with cut-out right, Marrone Naturale top with tap cut-out, matches washbasin H818975/6, H818977/8

**H432356097...1**



Drawer element 1600, 2 drawers, with cut-out left and right, Marrone Naturale top with tap cut-out, matches washbasin H818975/6, H818977/8

**H432357097...1**



Mirror with illuminated frame for drawer element 1200, matches washbasins H818977/8, H818975/6, H818974

**H430501097...1**



Mirror with illuminated frame for drawer element 1600, matches washbasins H818977/8, H818975/6, H818974

**H430503097...1**



Countertop 800, with center cut-out, 80 mm thick, incl. 2 mounting brackets

**H419101151...1**



Countertop 800, with center cut-out, 80 mm thick, with tap cut-out, incl. 2 mounting brackets

**H419105151...1**



Countertop 1000, with center cut-out, 80 mm thick, incl. 2 mounting brackets

**H419111151...1**



Countertop 1000, with center cut-out, 80 mm thick, with tap cut-out, incl. 2 mounting brackets

**H419115151...1**



Countertop 1200, with center cut-out, 80 mm thick, incl. 2 mounting brackets

**H419121151...1**



Countertop 1200, with cut-out left, 80 mm thick, incl. 2 mounting brackets

**H419122151...1**



Countertop 1200, with cut-out right, 80 mm thick, incl. 2 mounting brackets

**H419123151...1**



Countertop 1200, with center cut-out, 80 mm thick, with tap cut-out, incl. 2 mounting brackets

**H419125151...1**



Countertop 1200, with cut-out left, 80 mm thick, with tap cut-out, incl. 2 mounting brackets

**H419126151...1**



Countertop 1200, with cut-out right, 80 mm thick, with tap cut-out, incl. 2 mounting brackets

**H419127151...1**



Countertop 1400, with center cut-out, 80 mm thick, incl. 3 mounting brackets

**H419131151...1**



Countertop 1400, with cut-out left, 80 mm thick, incl. 3 mounting brackets

**H419132151...1**



Countertop 1400, with cut-out right, 80 mm thick, incl. 3 mounting brackets

**H419133151...1**



Countertop 1400, with center cut-out, 80 mm thick, with tap cut-out, incl. 3 mounting brackets

**H419135151...1**



Countertop 1400, with cut-out left, 80 mm thick, with tap cut-out, incl. 3 mounting brackets

**H419136151...1**



Countertop 1400, with cut-out right, 80 mm thick, with tap cut-out, incl. 3 mounting brackets

**H419137151...1**



Countertop 1600, with center cut-out, 80 mm thick, incl. 3 mounting brackets

**H419141151...1**



Countertop 1600, with cut-out left, 80 mm thick, incl. 3 mounting brackets

**H419142151...1**



Countertop 1600, with cut-out right, 80 mm thick, incl. 3 mounting brackets

**H419143151...1**



Countertop 1600, with cut-out left and right, 80 mm thick, incl. 3 mounting brackets

**H419144151...1**



Countertop 1600, with center cut-out, 80 mm thick, with tap cut-out, incl. 3 mounting brackets

**H419145151...1**



Countertop 1600, with cut-out left, 80 mm thick, with tap cut-out, incl. 3 mounting brackets

**H419146151...1**



Countertop 1600, with cut-out right, 80 mm thick, with tap cut-out, incl. 3 mounting brackets

**H419147151...1**



Drawer element 800, 1 drawer, with center cut-out, Ardesia Bianca top

**H414101151...1**



Drawer element 800, 1 drawer, with center cut-out, Ardesia Bianca top with tap cut-out

**H414105151...1**



Drawer element 1000, 1 drawer, with center cut-out, Ardesia Bianca top

**H414111151...1**



Drawer element 1000, 1 drawer, with center cut-out, Ardesia Bianca top with tap cut-out

**H414115151...1**



Drawer element 1200, 1 drawer, with center cut-out, Ardesia Bianca top

**H414121151...1**



Drawer element 1200, 1  
drawer, with cut-out left,  
Ardesia Bianca top

**H414122151...1**



Drawer element 1200, 1  
drawer, with cut-out right,  
Ardesia Bianca top

**H414123151...1**



Drawer element 1200, 1  
drawer, with center cut-out,  
Ardesia Bianca top with tap  
cut-out

**H414125151...1**



Drawer element 1200, 1  
drawer, with cut-out left,  
Ardesia Bianca top with tap  
cut-out

**H414126151...1**



Drawer element 1200, 1  
drawer, with cut-out right,  
Ardesia Bianca top with tap  
cut-out

**H414127151...1**



Drawer element 1400, 2  
drawers, with cut-out left,  
Ardesia Bianca top

**H414132151...1**



Drawer element 1400, 2  
drawers, with cut-out right,  
Ardesia Bianca top

**H414133151...1**



Drawer element 1400, 2  
drawers, with cut-out left,  
Ardesia Bianca top with tap  
cut-out

**H414136151...1**



Drawer element 1400, 2  
drawers, with cut-out right,  
Ardesia Bianca top with tap  
cut-out

**H414137151...1**



Drawer element 1600, 2  
drawers, with cut-out left,  
Ardesia Bianca top

**H414142151...1**



Drawer element 1600, 2  
drawers, with cut-out right,  
Ardesia Bianca top

**H414143151...1**



Drawer element 1600, 2  
drawers, with cut-out left  
and right, Ardesia Bianca  
top

**H414144151...1**



Drawer element 1600, 2 drawers, with cut-out left, Ardesia Bianca top with tap cut-out

**H414146151...1**



Drawer element 1600, 2 drawers, with cut-out right, Ardesia Bianca top with tap cut-out

**H414147151...1**



Drawer element 1600, 2 drawers, with cut-out left and right, Ardesia Bianca top with tap cut-out

**H414149151...1**

## ILBAGNOALESSI

ILBAGNOALESSI is a bathroom design that has cast its spell over the home design world for years: It is characterised by a timeless form, sparkling imagination and a hint of eccentricity. This design award-winning ensemble is the creation of Italian designer star, Stefano Giovannoni.



#material\_text

saphirkeramik

## Saphirkeramik

Saphirkeramik, patented and available on the market is one of the latest, globally significant innovation from LAUFEN. This revolutionary, ceramic material reaches its exceptional hardness blended with corundum, a colourless mineral, which is a component of sapphires. This gives Saphirkeramik a flexural strength equal to that of steel. Yet it has the potential to be wafer-thin, giving designers almost infinite freedom to experiment – and tear up the rulebook of bathroom design.